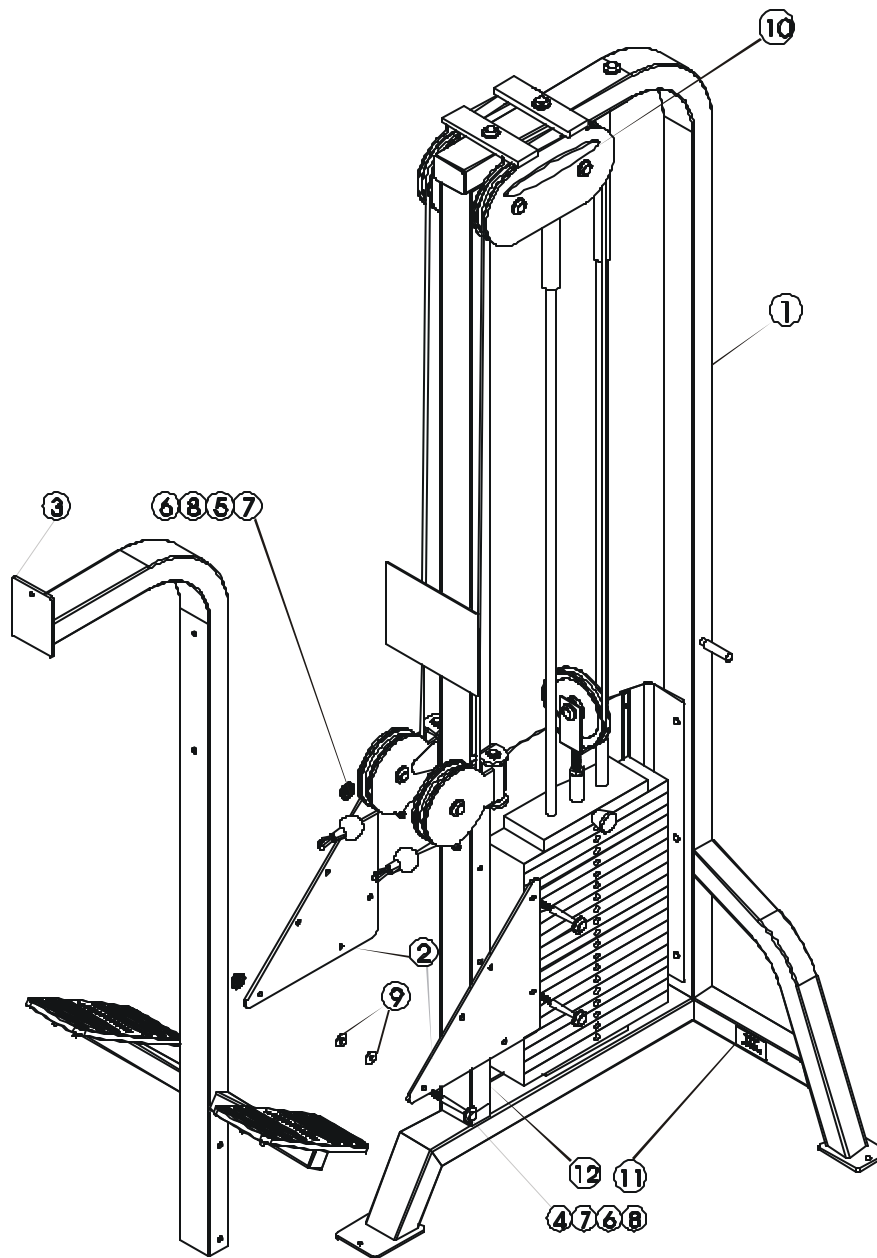


STRENGTH 9000 SERIES TRAINING EQUIPMENT

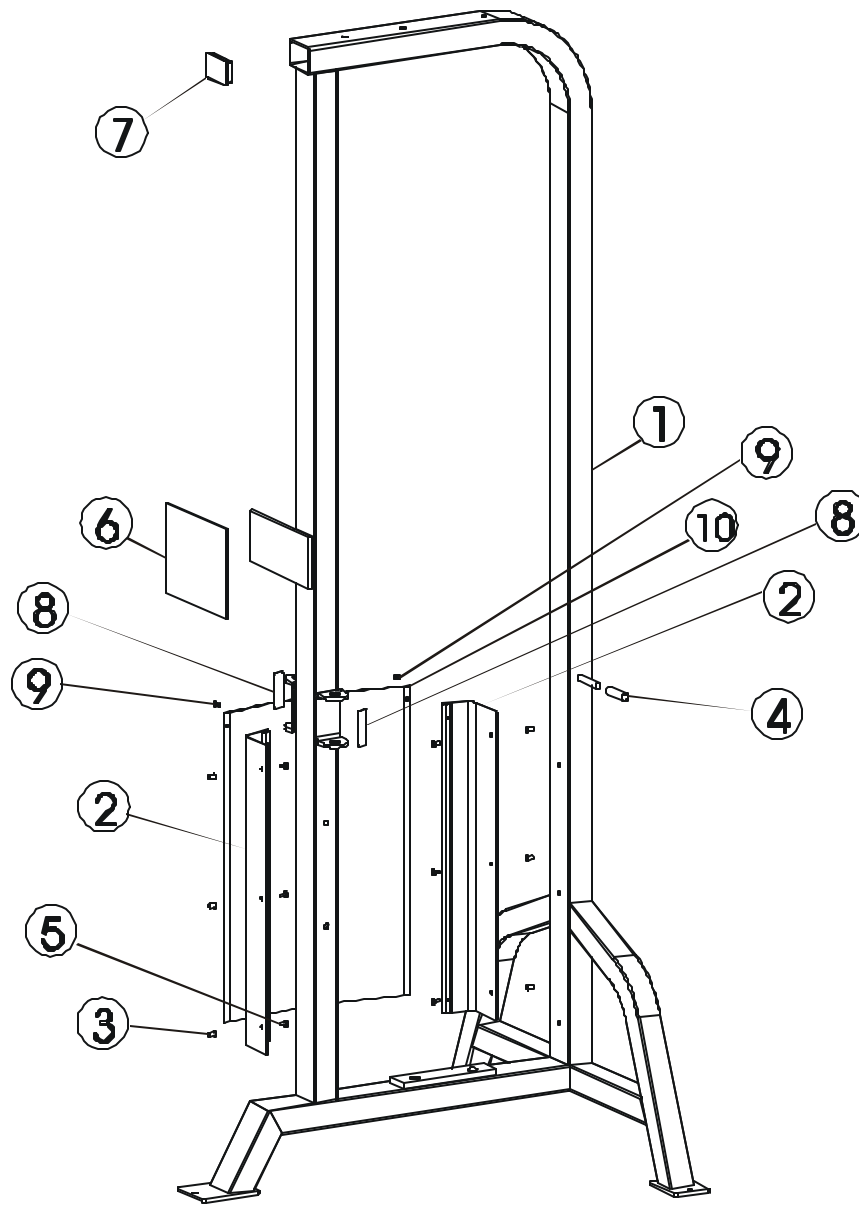
SM16 Dual Adjustable Row



ITEM NO.	QTY.	PART NO.	DESCRIPTION
1	1	SM16-A0002-0000	SM16 FRAME PULLEY ASSY
2	2	OK50-P0591-1000	SM16 FRAME BRACKET W/ FIN
3	1	SM16-A0003-0000	SM16 SEAT ASSY
4	3	0017-00101-1500	3/8-16 X60 UNS HEX BLT G5 ZN
5	3	0017-00103-0217	NUT 3/8 - NYLOC; THIN NY NO
6	6	0017-00104-0313	WSH 375 - ID 13/32 OD 13/16 FL-D ST ZN
7	6	0017-00104-0366	CAPLUG WASHER:RHW 206
8	6	0017-00042-0969	CAPLUG CAP: RH-20
9	2	0017-00104-0373	SPACER
10	2	OK50-01001-0004	LOGO, LARGE
11	1	M051-00293-A000	WARNING DECAL
12	1	M051-00335-A000	WARNING DECAL

STRENGTH 9000 SERIES TRAINING EQUIPMENT

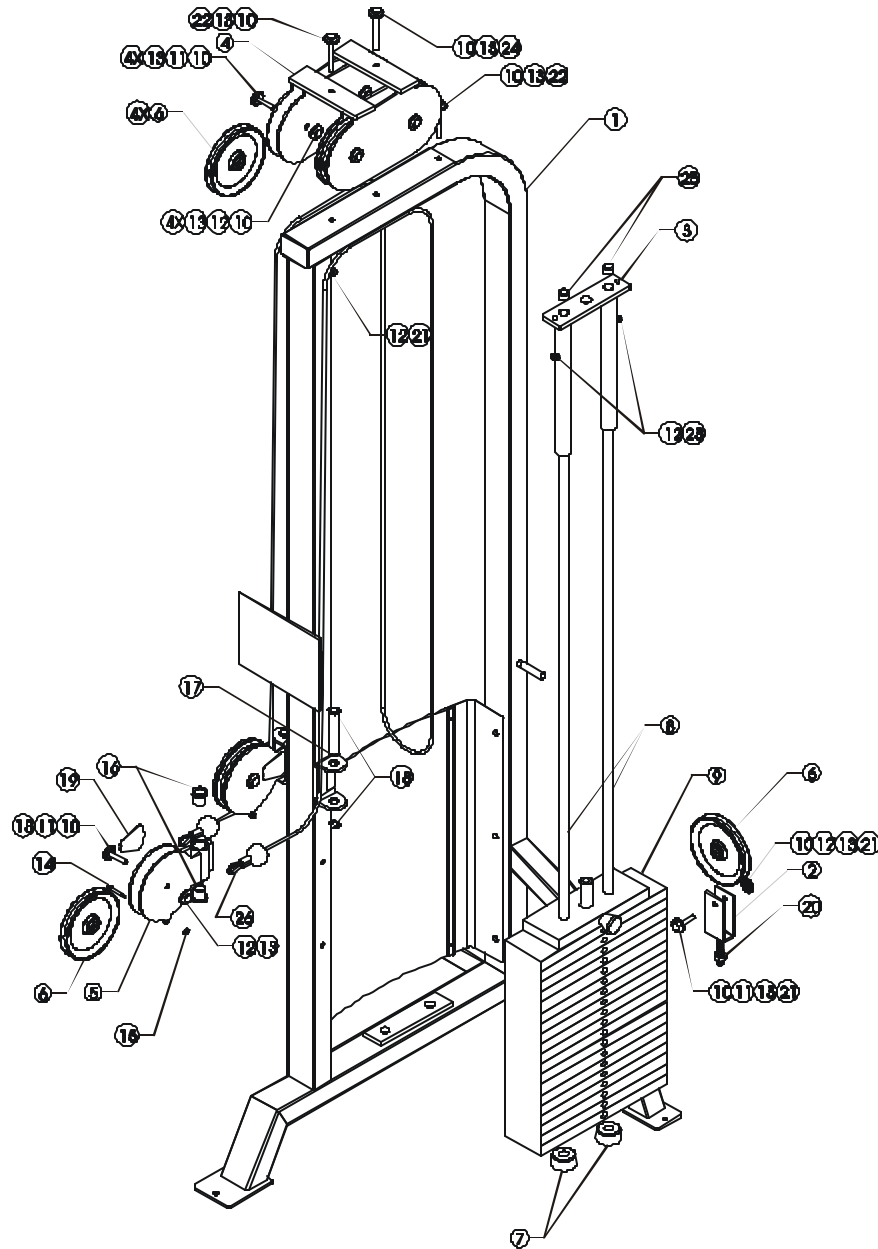
SM16 Weight Stack Shield



ITEM NO.	QTY.	PART NO.	DESCRIPTION
1	1	SM16-S0001-0000	SM16 WT STK FRAME
2	2	OK50-E0038	2.5" STANDARD SIDE SHIELD
3	6	0017-00103-0212	NUT 10-24 NUTSERT ST ZN
4	1	0017-00009-0947	2-1/4" NYLON PEG COVER
5	6	0017-00101-1616	10-24 X8 PHL PAN MS ST ZN
6	1	SM16-PL000-0001	SM16 PLACARD; ENGLISH
7	1	0017-00042-0959	2" X 3" X 11 GAUGE BLACK PLATIC
8	2	OK50-P0569-0000	PROTECTION STRIP
9	2	0017-00101-1587	SHIELD RIVET
10	1	OK50-E0041 (FORMED)	SHEILD, PLASTIC

STRENGTH 9000 SERIES TRAINING EQUIPMENT

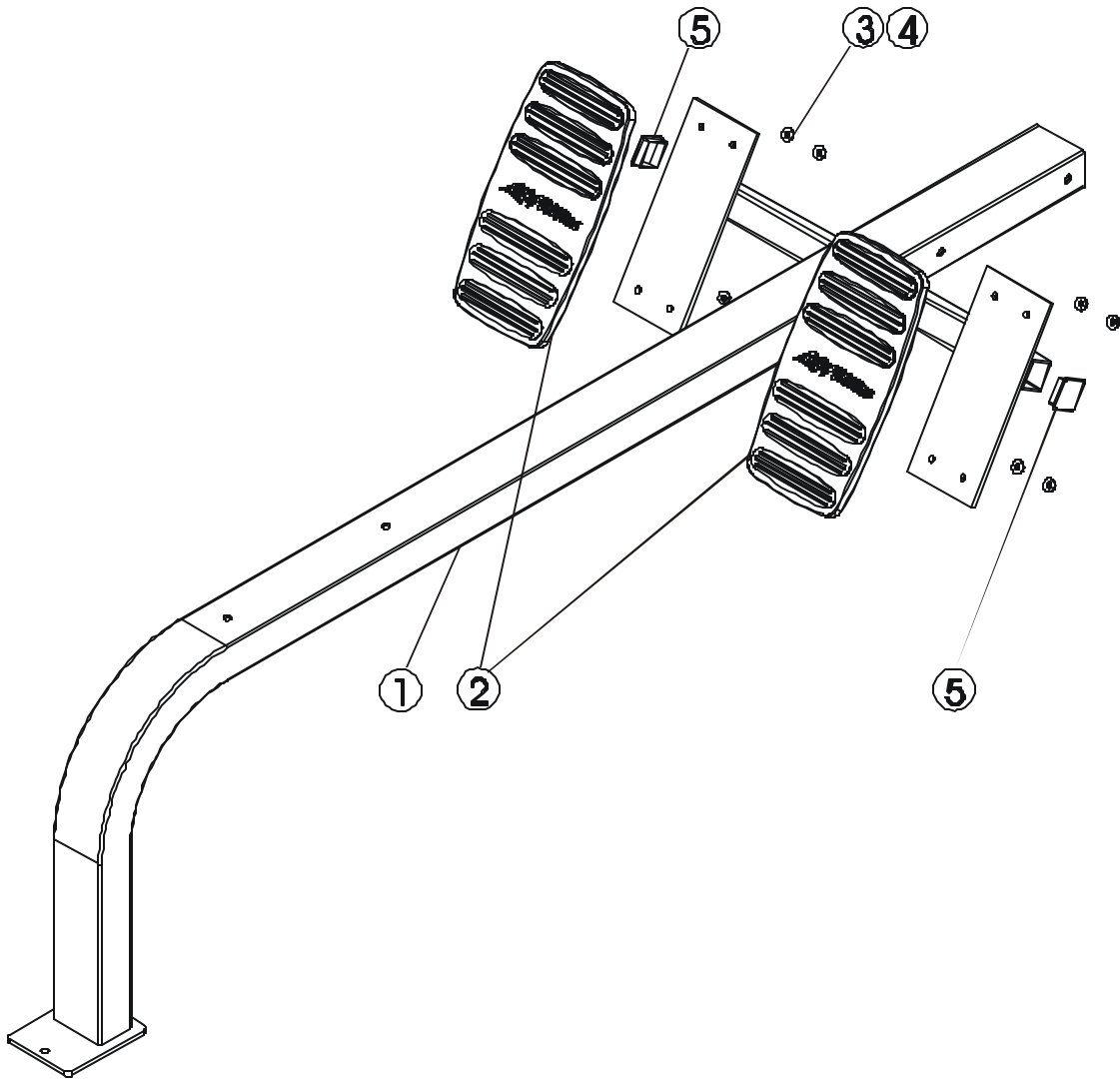
SM16 Frame Pulley Assembly



ITEM NO.	QTY.	PART NO.	DESCRIPTION	ITEM NO.	QTY.	PART NO.	DESCRIPTION
1	1	SM16-A0001-0000	SM16 WT STK FRAME ASSY	14	2	0017-00101-1392	1/4 - 20 X 20 HXS SOC SHL G8 ZN
2	1	AK50-S0006-0000	PULLEY, FLOATING (MALE)	15	2	0017-00103-0228	NUT 10 - 24 NYLOC D ST ZN
3	1	AK50-S0033-0000	TOP PLATE STOP	16	4	0017-00009-0929	3/4 I.D. OILITE BUSHINB; FLANG
4	1	SM16-S0002-0000	SM16 DUAL PULLEY HSG	17	2	FB31-M0038-0000	AXEL (2)
5	2	AK50-S0032-0000	WELDMNT, SWIVEL PULLEY	18	4	0017-00009-1028	E-CLIP
6	7	0017-00009-0978	PULLEY 6" W/ 1" HUB	19	2	OK50-P0567-0000	PROTECTION PAD
7	2	0017-00042-0993	WEIGHT STACK DONUT 1" THICK	20	1	0017-00103-0234	NUT 9/16 - 12 JAM D ST ZN
8	2	CHROMEROD	0017-00009-0933	21	3	0017-00104-0313	WSH 375 - ID 13/32 OD 13/16 FL-D ST ZN
9	1	AK50-WS015	WEIGHT STACK, 300 LB.	22	2	0017-00101-1422	3/8 X 3 Bolt
10	17	0017-00104-0368	CAPLUG WASHER; RHW 205	23	2	0017-00104-0352	WASHER, FLAT
11	7	0017-00101-1413	3/8 - 16 X 28 UNS HEX BLT G5 ZN	24	1	0017-00101-1424	3/8 - 16 X 56 UNS HEX BLT G5 ZN
12	10	0017-00103-0217	NUT 3/8 - NYLOC; THIN NY NO	25	2	0017-00042-0967	3/4 I.D. BLACK PLASTIC ROD CAP
13	17	0017-00042-0969	CAPLUG CAP; RH-20	26	1	AK50-CL232-1209	SM16 CABLE

STRENGTH 9000 SERIES TRAINING EQUIPMENT

SM16 Seat Assembly



ITEM NO.	QTY.	PART NO.	DESCRIPTION
1	1	SM16-S0003-0000	SM16 SEAT FRAME
2	2	OK50-P0529-0000	SNAP-ON FOOTPLATE
3	8	0017-00103-0227	NUT 1/4 - 20 THIN NYLOC D ST ZN
4	8	0017-00104-0312	.25" FLAT WASHER
5	2	0017-00042-0944	1-1/2 X 1-1/2 Endcap